

GLASS FENCING PS1

FOR: **GLASS POOL AND BALUSTRADE FENCING** - In-ground Spigot Version

Engineering Specifications and Installation Details for compliance with **NZBC B1, B2, F2, F4, F9**





Building Code Clause(s)...B1/VM1....

PRODUCER STATEMENT – PS1 – DESIGN

(Guidance notes on the use of this form are printed on page 2)

ISSUED BY:.....GDC Consultants Ltd.....
(Design Firm)

TO:.....Boundaryline Fencing.....
(Owner/Developer)

TO BE SUPPLIED TO:.....Relevant Council.....
(Building Consent Authority)

IN RESPECT OF:.....Structural Design – Cantilever glass balustrade.....
(Description of Building Work)

AT:..... Very high wind zone, various location
(Address)

We have been engaged by the owner/developer referred to above to provide...Structural design of Cantilever glass balustrade support
(Extent of Engagement)

Clause(s)B1/VM1.....of the Building Code for

All or Part only (as specified in the attachment to this statement), of the proposed building work.

The design carried out by us has been prepared in accordance with:

Compliance Documents issued by the Ministry of Business, Innovation & Employment.....B1/VM1or
(verification method / acceptable solution)

Alternative solution as per the attached schedule.....

The proposed building work covered by this producer statement is described on the drawings titled ... GDC Drawings Spigot 3 with PS4 notes...01 to 03...; together with the specification, and other documents set out in the schedule attached to this statement.

On behalf of the Design Firm, and subject to:

- (i) Site verification of the following design assumptions....refer notes on design philosophy
- (ii) All proprietary products meeting their performance specification requirements;

I believe on reasonable grounds that a) the building, if constructed in accordance with the drawings, specifications, and other documents provided or listed in the attached schedule, will comply with the relevant provisions of the Building Code and that b), the persons who have undertaken the design have the necessary competency to do so. I also recommend the following level of construction monitoring/observation:

CM1 CM2 CM3 CM4 CM5 (Engineering Categories) or as per agreement with owner/developer (Architectural)

I, Robert Davey..... am:
(Name of Design Professional)

CPEng ...17912.....#

Reg Arch #

I am a Member of : EngNZ NZIA and hold the following qualifications:... BE (Hons), FMIPENZ, CPEng

The Design Firm issuing this statement holds a current policy of Professional Indemnity Insurance no less than \$200,000*.

The Design Firm is a member of ACENZ:

SIGNED BY Robert Davey..... ON BEHALF OF ...GDC Consultants Ltd.....
(Design Firm)

Date..... (signature).....

Note: This statement shall only be relied upon by the Building Consent Authority named above. Liability under this statement accrues to the Design Firm only. The total maximum amount of damages payable arising from this statement and all other statements provided to the Building Consent Authority in relation to this building work, whether in contract, tort or otherwise (including negligence), is limited to the sum of \$200,000*.

This form is to accompany Form 2 of the Building (Forms) Regulations 2004 for the application of a Building Consent.

THIS FORM AND ITS CONDITIONS ARE COPYRIGHT TO ACENZ, IPENZ AND NZIA

GUIDANCE ON USE OF PRODUCER STATEMENTS

Producer statements were first introduced with the Building Act 1991. The producer statements were developed by a combined task committee consisting of members of the New Zealand Institute of Architects, Institution of Professional Engineers New Zealand, Association of Consulting Engineers New Zealand in consultation with the Building Officials Institute of New Zealand. The original suit of producer statements has been revised at the date of this form as a result of enactment of the Building Act (2004) by these organisations to ensure standard use within the industry.

The producer statement system is intended to provide Building Consent Authorities (BCAs) with reasonable grounds for the issue of a Building Consent or a Code Compliance Certificate, without having to duplicate design or construction checking undertaken by others.

PS1 Design Intended for use by a suitably qualified independent design professional in circumstances where the BCA accepts a producer statement for establishing reasonable grounds to issue a Building Consent;

PS2 Design Review Intended for use by a suitably qualified independent design professional where the BCA accepts an independent design professional's review as the basis for establishing reasonable grounds to issue a Building Consent;

PS3 Construction Forms commonly used as a certificate of completion of building work are Schedule 6 of NZS 3910:2013 or Schedules E1/E2 of NZIA's SCC 2011²

PS4 Construction Review Intended for use by a suitably qualified independent design professional who undertakes construction monitoring of the building works where the BCA requests a producer statement prior to issuing a Code Compliance Certificate.

This must be accompanied by a statement of completion of building work (Schedule 6).

The following guidelines are provided by ACENZ, IPENZ and NZIA to interpret the Producer Statement.

Competence of Design Professional

This statement is made by a Design Firm that has undertaken a contract of services for the services named, and is signed by a person authorised by that firm to verify the processes within the firm and competence of its designers.

A competent design professional will have a professional qualification and proven current competence through registration on a national competence based register, either as a Chartered Professional Engineer (CPEng) or a Registered Architect.

Membership of a professional body, such as the Institution of Professional Engineers New Zealand (IPENZ) or the New Zealand Institute of Architects (NZIA), provides additional assurance of the designer's standing within the profession. If the design firm is a member of the Association of Consulting Engineers New Zealand (ACENZ), this provides additional assurance about the standing of the firm.

Persons or firms meeting these criteria satisfy the term "suitably qualified independent design professional".

*Professional Indemnity Insurance

As part of membership requirements, ACENZ requires all member firms to hold Professional Indemnity Insurance to a minimum level.

The PI Insurance minimum stated on the front of this form reflects standard, small projects. If the parties deem this inappropriate for large projects the minimum may be up to \$500,000.

Professional Services during Construction Phase

There are several levels of service which a Design Firm may provide during the construction phase of a project (CM1-CM5 for Engineers³). The Building Consent Authority is encouraged to require that the service to be provided by the Design Firm is appropriate for the project concerned.

Requirement to provide Producer Statement PS4

Building Consent Authorities should ensure that the applicant is aware of any requirement for producer statements for the construction phase of building work at the time the building consent is issued as no design professional should be expected to provide a producer statement unless such a requirement forms part of the Design firm's engagement.

Attached Particulars

Attached particulars referred to in this producer statement refer to supplementary information appended to the producer statement.

Refer Also:

- 1 Conditions of Contract for Building & Civil Engineering Construction NZS 3910: 2013
- 2 NZIA Standard Conditions of Contract SCC 2011
- 3 Guideline on the Briefing & Engagement for Consulting Engineering Services (ACENZ/IPENZ 2004)
- 4 PN Guidelines on Producer Statements

www.acenz.org.nz
www.ipenz.org.nz
www.nzia.co.nz

Section 4 – Drawings

BOUNDARYLINE FENCING

CANTILEVER GLASS BALUSTRADE & POOL FENCE SPIGOTS (SPIGOT 3)

NEW ZEALAND

DRAWING REGISTER

1.	GENERAL NOTES	J001856 - 01	REVISION 0
2.	NOTES & PS4	J001856 - 02	REVISION 0
3.	LAYOUT & DETAILS	J001856 - 03	REVISION 0

GENERAL

- G1 STRUCTURAL DRAWINGS SHALL BE READ IN CONJUNCTION WITH THE SPECIFICATION, ARCHITECTURAL, CIVIL AND ENGINEERING SERVICES DOCUMENTS.
- G2 NO DIMENSIONS ARE TO BE OBTAINED FROM SCALING DRAWINGS U.N.O.
- G3 UNLESS OTHERWISE NOTED ALL LEVELS ARE IN METRES AND ALL DIMENSIONS ARE IN MILLIMETRES.
- G4 THE BUILDER SHALL BE RESPONSIBLE FOR MAINTAINING THE STABILITY OF THE STRUCTURE UNTIL ITS COMPLETION AND SHALL ENSURE THAT NO PART OF THE STRUCTURE IS OVERSTRESSED BY EXCESSIVE LOADING.
- G5 ALL MATERIALS AND WORKMANSHIP SHALL BE IN ACCORDANCE WITH THE CURRENT CODES OF PRACTICE EXCEPT WHERE VARIED BY THE SPECIFICATION AND/OR DRAWINGS.
NZS 3101 THE DESIGN OF CONCRETE STRUCTURES.
NZS 3402 HOT ROLLED STEEL BARS FOR REINFORCEMENT OF CONCRETE.
NZS 3404 THE DESIGN OF STEEL STRUCTURES.
NZS 4701 WELDING IN BUILDINGS.
NZS 4230 THE DESIGN OF MASONRY STRUCTURES.
NZS 3603 TIMBER DESIGN.
NZS 3604 LIGHT TIMBER FRAME BUILDINGS.
NZS 4203 GENERAL STRUCTURAL DESIGN AND LOADINGS FOR BUILDINGS.
NZS 3421 MILD STEEL DRAWN WIRE FOR CONCRETE REINFORCEMENT.
NZS 3422 WELDED FABRIC.
NZS 4210 MASONRY BUILDINGS: MATERIALS AND WORKMANSHIP.
NZS 3109 CONCRETE CONSTRUCTION.
NZS 3121 WATER AND AGGREGATE FOR CONCRETE.
NZS 3606 GLUE LAMINATED TIMBER.
NZS 3114 FINISHES FOR CONCRETE.
- G6 ALL DISCREPENCIES SHALL BE REFERRED TO THE PROJECT MANAGER FOR DECISIONS BEFORE PROCEEDING WITH THE WORK.
- G7 LEGEND USED FOR GENERAL ABBREVIATIONS
TYP TYPICAL
NTS NOT TO SCALE
SFL STRUCTURAL FLOOR LEVEL.
FFL FINISHED FLOOR LEVEL
SOP SET OUT POINT
UNO UNLESS NOTED OTHERWISE
FL FOUNDING LEVEL (IE UNDERSIDE OF FOOTING)
- G8 WHERE PROPRIETARY PRODUCTS ARE SPECIFIED IN THE DOCUMENTS THE CONTRACTOR MAY NOT SUBMIT AN ALTERNATIVE PRODUCT FOR APPROVAL.

NOTES

REV	REVISION DETAILS	APPD	DATE
-----	------------------	------	------

A person using GDC drawings and other data accepts the risk of:
1. Using the drawings and other data in electronic form without requesting and checking them for accuracy against the original hard copy versions;
2. Using the drawings or other data for any purpose not agreed to in writing by GDC

GDC 489 Anglesea Street
PO Box 9403
Hamilton 3204
Consultants Ltd Ph. (07) 838 0090
Chartered Professional
Engineers & mediators

Also at : Thames Whitianga Rotorua Napier Wellington Auckland
Web: www.gdcgroup.co.nz Email: hamilton@gdcgroup.co.nz

Client: **BOUNDARYLINE FENCING
NEW ZEALAND WIDE**

Project:
**CANTILEVER GLASS
BALUSTRADE & POOL FENCE
SPIGOT 3**

Drawing Title:
GENERAL NOTES

JOB No. J001856	DESIGNED A.P
CAD No. J001856	DRAWN J.F
DATE NOV 2018	CHECKED A.P
DATE NOV 2018	APPROVED K.W

ORIGINAL SCALES
AS SHOWN @ A3

DRAWING No. J001856-01	SHEET 1 OF 3	REV. 0
----------------------------------	----------------------------------	------------------

DRAWINGS

- D1. ALL DIMENSIONS IN mm
- D2. DO NOT SCALE DRAWING. USE STATED DIMENSIONS ONLY.
- D3. CONTRACTOR TO CHECK ALL DIMENSIONS PRIOR TO COMMENCEMENT OF ANY WORK.
- D4. DRAWINGS TO BE READ IN CONJUNCTION WITH ARCHITECTS DRAWINGS.
- D5. LEGAL BOUNDARIES TO BE CHECKED BY THE CONTRACTOR BEFORE COMMENCING WORK.
- D6. PUBLIC SERVICES NEED TO BE IDENTIFIED BY THE CONTRACTOR BEFORE COMMENCING WORK.
- D7. HEALTH & SAFETY PLAN TO BE DEVELOPED AND ESTABLISHED ON SITE PRIOR TO COMMENCING WORK.

INSPECTIONS

- I1. CHECK THE BUILDING CONSENT CONDITIONS FOR ANY INSPECTIONS THAT ARE REQUIRED BY THE BUILDING CONSENT AUTHORITY (BCA).
- I2. IT IS INCREASINGLY COMMON FOR BUILDING CONSENT AUTHORITIES TO REQUIRE A "PS4" FOR SPECIFICALLY DESIGNED STRUCTURES. CONFIRM WITH BCA AND GDC CONSULTANTS THE SCOPE AND TYPE OR REQUIRED INSPECTIONS FOR GDC CONSULTANTS LTD. TO ISSUE THIS AS WE NEED TO CARRY OUT INSPECTIONS AS PER THE BUILDING CONSENT REQUIREMENTS. RING GDC CONSULTANTS LTD. LOCAL OFFICE TO ARRANGE BOOKING.
(NO INSPECTION EQUALS NO PS4 ISSUED)
- I3. GDC MUST SEE STAMPED BUILDING CONSENT DRAWINGS BEFORE AN INSPECTION CAN BE CARRIED OUT.
- I4. CONTRACTOR TO SUPPLY PS3 OR LICENCED BUILDING PRACTITIONER (LBP) WITH SIGNED GDC DRAWINGS AFTER CONSTRUCTION.
- I5. REQUIRED INSPECTIONS SCHEDULE MUST BE UNDERTAKEN BY THE ENGINEER
- BALLUSTRATE SPIGOT MANUFACTURE
- I6. IT IS THE BUILDING CONSENT APPLICANT'S(OR AUTHORIZED AGENT) RESPONSIBILITY TO ENSURE THAT GDC CONSULTANTS LTD. IS NOTIFIED IN ADVANCE OF THE REQUIRED INSPECTION. WE CANNOT ISSUE PS4 FOR ITEMS WE DID NOT INSPECT. BOOKING SHOULD BE MADE 48 HOURS PRIOR TO DESIRED TIME OF INSPECTION.
- I7. DURABILITY. IF COUNCIL REQUIRES B2-DURABILITY SIGN OFF ON THE PS4, THE CONTRACTOR NEEDS TO PROVIDE QUALITY CERTIFICATES SUCH AS TIMBER GRADE, STEEL GRADE, CONCRETE STRENGTH, PILE DRIVING RESULTS AND ANY OTHER RECORDS TO DEMONSTRATE THAT THE BUILDING WAS CONSTRUCTED IN ACCORDANCE WITH THE SPECIFIED DESIGN REQUIREMENTS AND SPECIFICATION. THIS INFORMATION TO BE PROVIDED TOGETHER WITH THE PS3 CERTIFICATE TO THE ENGINEER SO THAT HE/SHE IS ABLE TO ISSUE A PS4 CERTIFICATE FOR THE PROJECT.
- I8. IF EQUIVALENT PRODUCTS ARE TO BE USED IN PLACE OF THE SPECIFIED PRODUCT ON DRAWINGS, THE ENGINEER MUST BE INFORMED AND AGREE TO THE SUBSTITUTION IN WRITING.

NOTES

FOR CONSENT

REV	REVISION DETAILS	APPD	DATE
-----	------------------	------	------

A person using GDC drawings and other data accepts the risk of:
 1. Using the drawings and other data in electronic form without requesting and checking them for accuracy against the original hard copy versions;
 2. Using the drawings or other data for any purpose not agreed to in writing by GDC

GDC 489 Anglesea Street
 PO Box 9403
 Hamilton 3204
Consultants Ltd Ph. (07) 838 0090
 Chartered Professional
 Engineers & mediators

Also at : Thames Whitianga Rotorua Napier Wellington Auckland
 Web: www.gdcgroup.co.nz Email: hamilton@gdcgroup.co.nz

Client: **BOUNDARYLINE FENCING**
NEW ZEALAND WIDE

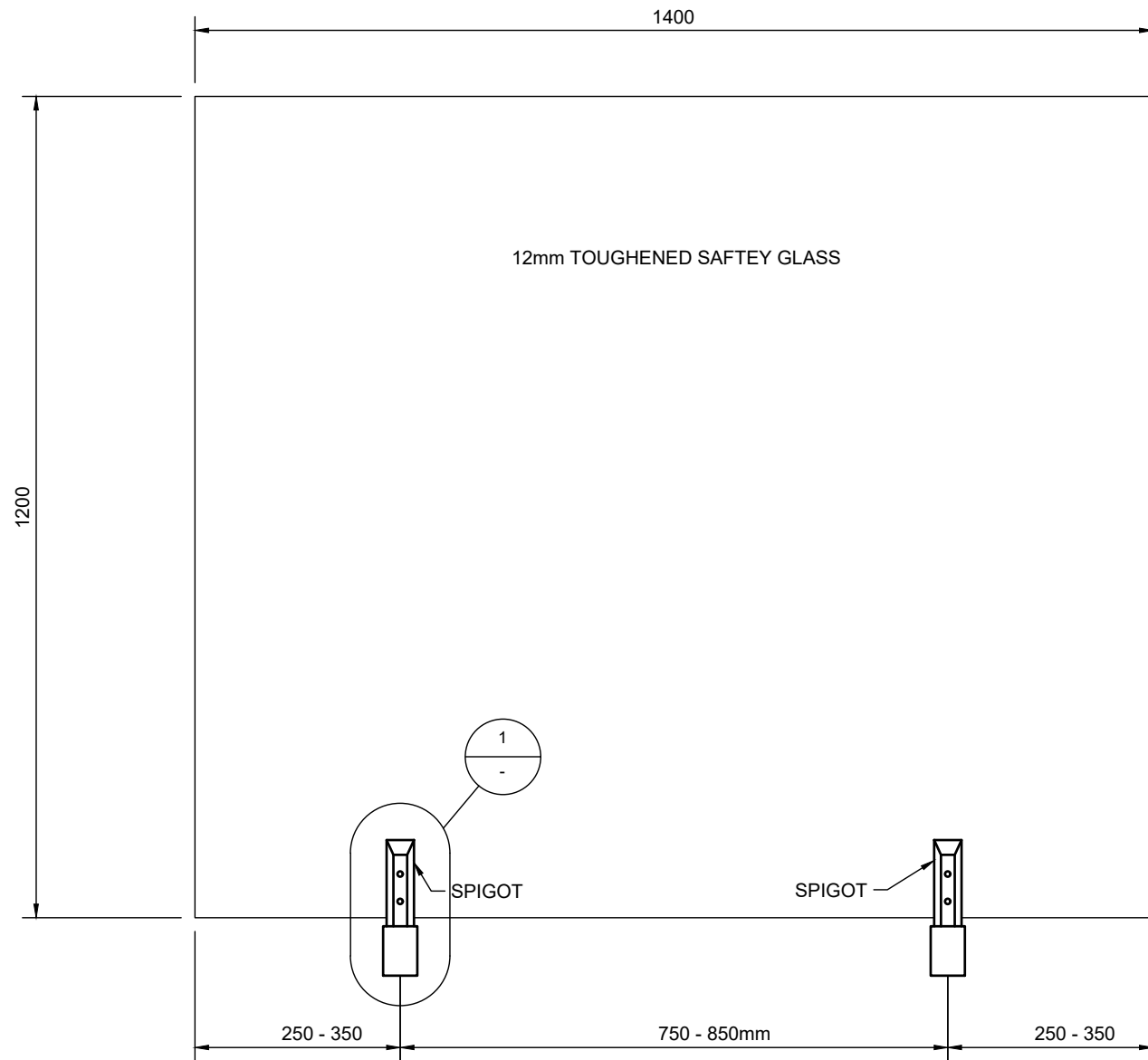
Project:
CANTILEVER GLASS
BALUSTRATE & POOL FENCE
SPIGOT 3

Drawing Title:
NOTES & PS4

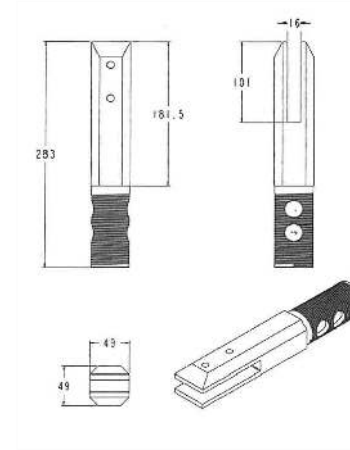
JOB No. J001856	DESIGNED A.P
CAD No. J001856	DRAWN J.F
DATE NOV 2018	CHECKED A.P
DATE NOV 2018	APPROVED K.W

ORIGINAL SCALES
AS SHOWN @ A3

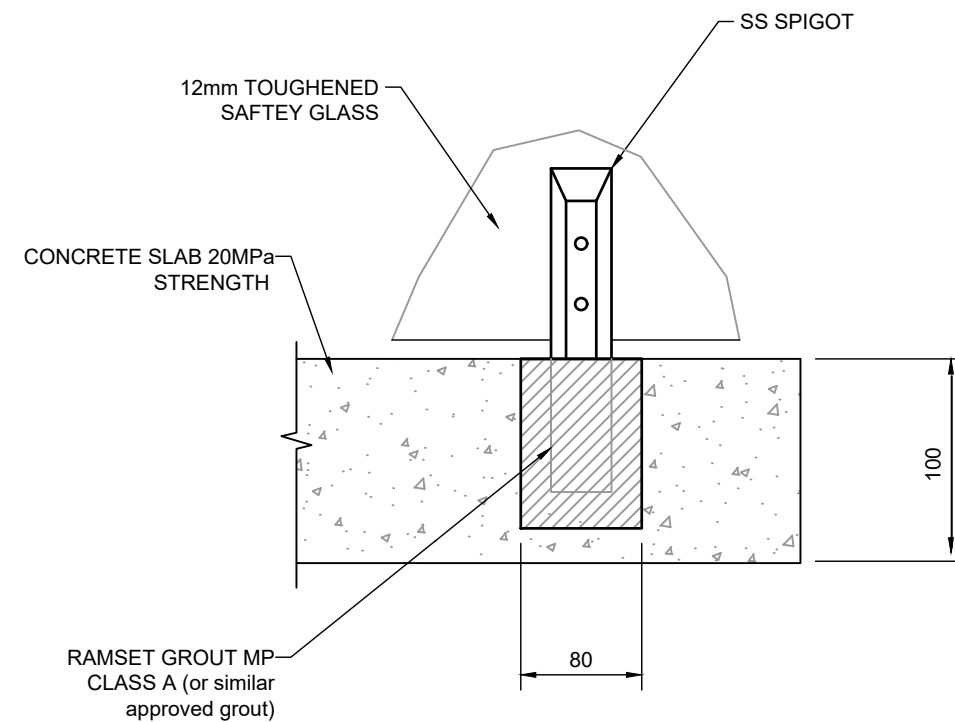
DRAWING No. J001856-02	SHEET 2 OF 3	REV. 0
----------------------------------	----------------------------------	------------------



GLASS FENCE SUPPORTED BY STAINLESS STEEL SPIGOTS
SCALE 1:10



SPIGOT TYPE 3
SCALE 1:10



DETAIL 1 TO CONCRETE
SCALE 1:5

NOTES

FOR CONSENT

REV	REVISION DETAILS	APPD	DATE

- A person using GDC drawings and other data accepts the risk of:
 1. Using the drawings and other data in electronic form without requesting and checking them for accuracy against the original hard copy versions;
 2. Using the drawings or other data for any purpose not agreed to in writing by GDC

GDC 489 Anglesea Street
 PO Box 9403
 Hamilton 3204
Consultants Ltd Ph. (07) 838 0090
 Chartered Professional
 Engineers & mediators

Also at : Thames Whitianga Rotorua Napier Wellington Auckland
 Web: www.gdcgroup.co.nz Email: hamilton@gdcgroup.co.nz

Client: **BOUNDARYLINE FENCING**
NEW ZEALAND WIDE


Project:
CANTILEVER GLASS
BALUSTRADE & POOL FENCE
SPIGOT 3

Drawing Title:
SPIGOT FIXING

JOB No. J001856	DESIGNED A.P
CAD No. J001856	DRAWN J.F
DATE NOV 2018	CHECKED A.P
DATE NOV 2018	APPROVED K.W

ORIGINAL SCALES
AS SHOWN @ A3

DRAWING No. J001856-03	SHEET 3 OF 3	REV. 0
----------------------------------	----------------------------------	------------------



 Boundaryline

0800 003 006 / boundaryline.co.nz